



R-265F-0

Ladies' Authentic Hooded Sweat



It's all about team spirit! Premium fabric, contemporary fit and modern design revive the original spirit of the Sweatshirt now available in a female style.

- Contemporary, feminine fit
- Flat, chunky drawcords with buttonhole eyelets
- Double layer hood with coverseamed drawcord channel
- Wider hem and cuff constructions
- Slimmer shoulders and leaner arms with front facing shoulder seams
- Coverseamed armholes, cuffs and hem
- Herringbone neck tape
- MP3 earphone access



MATERIAL:

80% Combed Ring Spun Cotton; 20% Polyester (3 layer fabric)



WEIGHT:

280g/m²



PACKING:

Pack 3; Carton 24



LAUNDRY CARE:

Suitable for 40°C wash and low temperature tumble dry



ORIGIN:

Cambodia

		XS	S	M	L	XL
Your body measurement						
To fit chest	cm	77/82	82/87	87/92	92/97	97/102
	Ins	30/32	32/34	34/36	36/38	38/40
Garment dimensions						
Chest Size: cm		90	96	102	108	114
Body Length: cm		65.5	67.5	69.5	71.5	73.5

DECORATOR NOTES

The outer layer of the 3-layer "Authentic Sweatshirt" fabric consists of 100% cotton, providing a high quality surface for decoration.




COLOURS



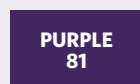
PANTONE®
FABRIC: 11-0601 TPX
PAPER: 7541 C
C:0 M:0 Y:0 K:0



PANTONE®
FABRIC: 19-4005 TPX
PAPER: BLACK C
C:100 M:50 Y:50 K:100



PANTONE®
FABRIC: 18-1856 TPX
PAPER: 1935 C
C:0 M:100 Y:7 K:0




PANTONE®
FABRIC: 19-3737 TPX
PAPER: 7447 C
C:90 M:100 Y:30 K:15



PANTONE®
FABRIC: 15-5534 TPX
PAPER: 348 C
C:95 M:0 Y:92 K:0



PANTONE®
FABRIC: 18-3949 TPX
PAPER: 2726 C
C:100 M:70 Y:0 K:5



PANTONE®
FABRIC: 19-1764 TPX
PAPER: 1945 C
C:0 M:100 Y:80 K:25



PANTONE®
FABRIC: 19-4010 TPX
PAPER: 532 C
C:100 M:85 Y:35 K:55



PANTONE®
FABRIC: 14-4002 (MARLED)
PAPER: COOLGREY 3 C
C:5 M:0 Y:0 K:40



PANTONE®
FABRIC: 15-4020 TPX
PAPER: 651 C
C:48 M:22 Y:0 K:0



Mehr als nur ein Hoodie Unser hochwertiger „Authentic Sweatshirt“-Stoff, ein zeitgemäßer Schnitt und ein modernes Design bringen all das zusammen, was ein modernes Hooded Sweat sein sollte. Unser hochwertiges Authentic Hooded Sweat ist nun auch für Damen erhältlich.

- Zeitgemäße, feminine Passform
- Modisch flaches Zugband mit Knopflochösen
- Zugband-Führung in der doppelschichtigen Kapuze
- Saum und Bündchen weiter geschnitten
- Schlankere Schulterpartie und Ärmel, nach vorne versetzte Schulternaht
- Decknähte an Armausschnitten, Bündchen und Saum
- Nackenband in Fischgrätoptik
- Kopfhörer-Kabelführung


MATERIAL:

80% gekämmte ringgesponnene Baumwolle; 20% Polyester (3-lagiger Sweatshirt-Stoff)


GEWICHT:

280g/m²


VERPACKUNG:

Pack 3; Karton 24


WASCHANLEITUNG:

Geeignet für 40° Wäsche und Wäschetrockner


HERKUNFT:

Kambodscha

		XS	S	M	L	XL
Ihre Körper Maße						
Brustumfang	cm	77/82	82/87	87/92	92/97	97/102
	Ins	30/32	32/34	34/36	36/38	38/40
Kleidergrößen						
Brustumfang: cm		90	96	102	108	114
Körperlänge: cm		65.5	67.5	69.5	71.5	73.5

HINWEISE ZUR VEREDLUNG

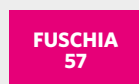
Die äußere Schicht des 3-lagigen Sweatshirt-Stoffes besteht aus 100% gekämmter ringgesponnener Baumwolle und bietet dadurch, und durch das besonders feine Maschenbild eine exzellente Grundlage für die Veredelung.


FARBEN

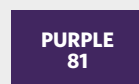

PANTONE®
FABRIC: 11-0601 TPX
PAPER: 7541 C
C:0 M:0 Y:0 K:0



PANTONE®
FABRIC: 19-4005 TPX
PAPER: BLACK C
C:100 M:50 Y:50 K:100



PANTONE®
FABRIC: 18-1856 TPX
PAPER: 1935 C
C:0 M:100 Y:7 K:0




PANTONE®
FABRIC: 19-3737 TPX
PAPER: 7447 C
C:90 M:100 Y:30 K:15



PANTONE®
FABRIC: 15-5534 TPX
PAPER: 348 C
C:95 M:0 Y:92 K:0



PANTONE®
FABRIC: 18-3949 TPX
PAPER: 2726 C
C:100 M:70 Y:0 K:5



PANTONE®
FABRIC: 19-1764 TPX
PAPER: 1945 C
C:0 M:100 Y:80 K:25



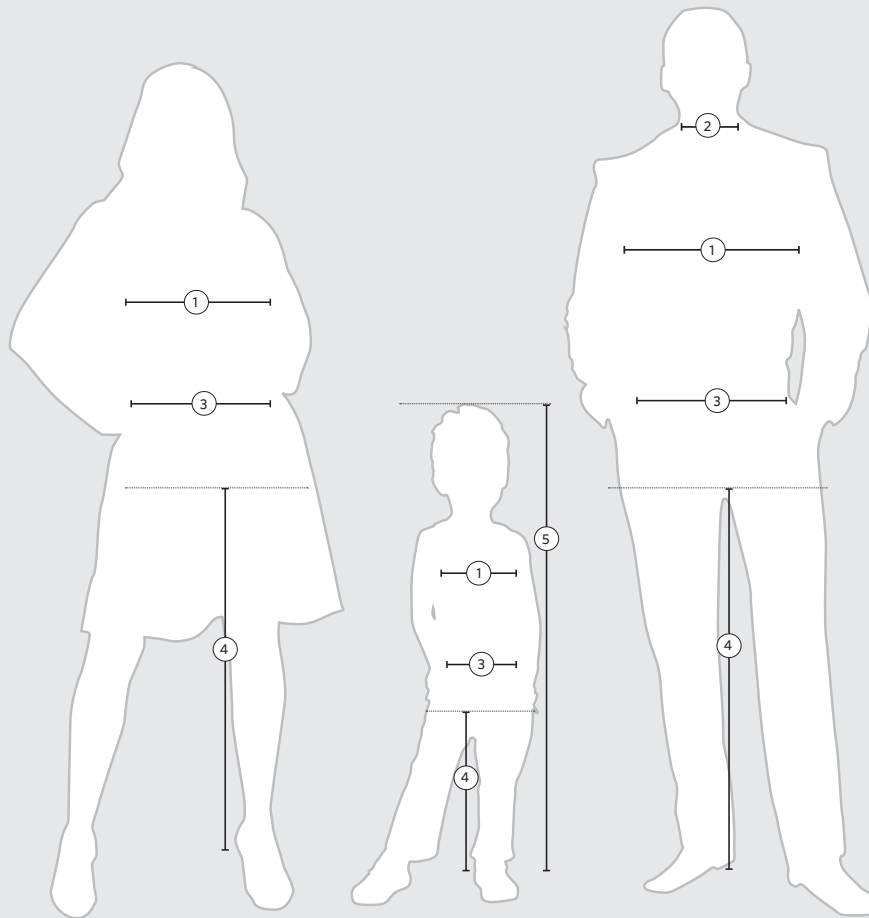
PANTONE®
FABRIC: 19-4010 TPX
PAPER: 532 C
C:100 M:85 Y:35 K:55



PANTONE®
FABRIC: 14-4002 (MARLED)
PAPER: COOLGREY 3 C
C:5 M:0 Y:0 K:40



PANTONE®
FABRIC: 15-4020 TPX
PAPER: 651 C
C:48 M:22 Y:0 K:0



All of our measurements are based on actual "To Fit" body sizes and not the size of the actual garment itself e.g. a polo shirt with a chest to fit size of 92-97cms / 36-38" will fit someone with similar chest measurements; trousers with a waist to fit of 50 Europe / 34" will fit someone with similar waist measurements etc.

To help you select the most appropriate size of garment(s) please refer to our measuring tips below.

Chest

Men: measure around the fullest part of the chest, 2.5cms below the underarm area ①

Women: measure around the fullest part of the bust ①

Children: measure under the arms around the fullest part of the chest ①

Collar

Men: measure around the base of the neck ②

Waist

All: measure around the natural waist, ensuring the measuring tape is kept taut ③

Leg Length

All: measure from the top of the inside leg at the crotch down to where trousers are normally worn with shoes ④

Height

Children: standing still, with feet together and flat on the floor, measure from the top of the head to the ground ⑤



Size Guide

All Products (excl. Shirts, Trousers, Shorts & Sweatpants)

Ladies'	XXS	XS	S	M	L	XL	2XL	3XL	4XL	5XL	6XL
Chest to fit (CM)	72-77	77-82	82-87	87-92	92-97	97-102	102-107	107-112	112-117	117-122	122-127
Chest to fit (INS)	28-30	30-32	32-34	34-36	36-38	38-40	40-42	42-44	44-46	46-48	48-50

Dress Size

UK	6	8	10	12	14	16	18	20	22	24	26
France	34	36	38	40	42	44	46	48	50	52	54
Italy	38	40	42	44	46	48	50	52	54	56	58
Germany/Europe	32	34	36	38	40	42	44	46	48	50	52

Men's	XXS	XS	S	M	L	XL	2XL	3XL	4XL	5XL	6XL
Chest to fit (CM)	82-87	87-92	92-97	97-102	102-107	107-112	112-117	117-122	122-127	127-132	132-137
Chest to fit (INS)	32-34	34-36	36-38	38-40	40-42	42-44	44-46	46-48	48-50	50-52	52-54

Shirts

Ladies'	XXS	XS	S	M	L	XL	2XL	3XL	4XL	5XL	6XL
Chest to fit (CM)	72-77	77-82	82-87	87-92	92-97	97-104	104-112	112-120	120-130	130-137	137-144
Chest to fit (INS)	28-30	30-32	32-34	34-36	36-38	38-41	41-44	44-47	47-51	51-54	54-57

Dress Size

UK	6	8	10	12	14	16	18	20	22	24	26
France	34	36	38	40	42	44	46	48	50	52	54
Italy	38	40	42	44	46	48	50	52	54	56	58
Germany/Europe	32	34	36	38	40	42	44	46	48	50	52

Men's	S	M	L	XL	2XL	3XL	4XL	5XL	6XL
Collar to fit (CM)	37-38	39-40	41-42	43-44	45-46	47-48	49-50	51-52	53-54
Dual Collar Sizes (INS)	14.5/15	15.5	16/16.5	17/17.5	18	18.5/19	19.5	20	21
Individual Collar Sizes (INS)	14.5 15	15.5	16 16.5	17 17.5	18	18.5 19	19.5	20	21
Chest to fit (CM)	92-97	97-102	102-107	107-112	112-117	117-122	122-127	127-132	132-137
Chest to fit (INS)	36-38	38-40	40-42	42-44	44-46	46-48	48-50	50-52	52-54

Trousers & Shorts

UK (INS)	28	30	32	34	36	38	40	42	44	46	48
EUROPE	44	46	48	50	52	54	56	58	60	62	64

	Short	Regular	Long
Leg Length (CM)	76	81	86
Leg Length (INS)	30	32	34

Sweatpants

	S	M	L	XL
UK (INS)	30	32	34	36
Europe	46	48	50	52

Blazers

Girls'															
Chest to fit (CM)	68	71	73	76	79	81	84	86	89	91	96	101	106	112	117
Chest to fit (INS)	27	28	29	30	31	32	33	34	35	36	38	40	42	44	46

Boys'																
Chest to fit (CM)	71	73	76	79	81	84	86	89	91	94	96	101	106	112	117	122
Chest to fit (INS)	28	29	30	31	32	33	34	35	36	37	38	40	42	44	46	48

All Children's Products (excl. Sweatpants)

	XS	S	M	L	XL	2XL	3XL	4XL
Age (Years)	1-2	3-4	5-6	7-8	9-10	11-12	13-14	15-16
Height (CM)	90	104	116	128	140	152	164	176
Chest to fit (CM)	51-56	56-63	63-71	71-76	76-81	81-86	86-91	91-96
Chest to fit (INS)	20-22	22-25	25-28	28-30	30-32	32-34	34-36	36-38

Sweatpants (Children)

	S	M	L	XL	2XL
Age (Years)	3-4	5-6	7-8	9-10	11-12
Height (CM)	104	116	128	140	152
Waist to fit (CM)	53	55	58	61	66
Waist to fit (INS)	21	22	23	24	26